

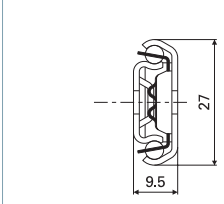
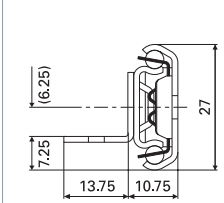
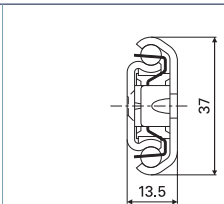
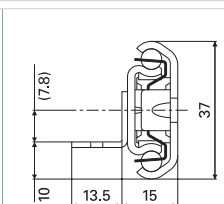
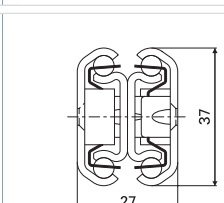
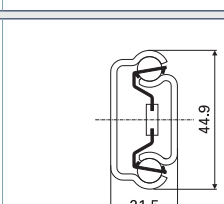


Stock items Häfele

solutions in movement




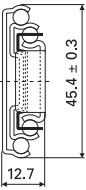

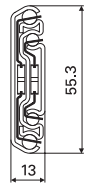

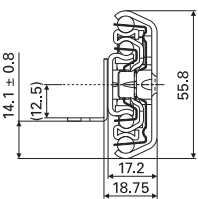

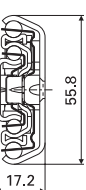

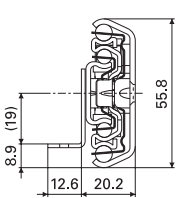

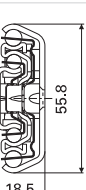


telescopic slide single extension slides	technical drawing	description		load capacity		art. nr.		fixation
		length mm	travel mm	cycles 10.000	cycles 100.000	TRI	Häfele	
TR - 2710 EMS 1 	300	210	22 kg	17 kg	109042F		Cabinet side Metal: M4 / DIN 965 Wood: 4,0 / DIN 7997 Drawer side Metal: M4 DIN 965 Wood: 3,5 DIN 7997	
	350	240	26 kg	20 kg	109043F			
	400	290	26 kg	20 kg	109044F			
	450	340	26 kg	20 kg	109052F			
	500	370	28 kg	22 kg	109053F			
TR - 2711 EMS 2  Drawer Carrier	300	210	22 kg	17 kg	109049F		Cabinet side Metal: M4 / DIN 965 Wood: 4,0 / DIN 7997 Drawer side Metal: M3 DIN 7985 Wood: 3,0 DIN	
	350	240	26 kg	20 kg	109050F	420.98.X1		
	400	290	26 kg	20 kg	109051F	420.98.X2		
	450	340	26 kg	20 kg	109052F			
	500	370	28 kg	22 kg	109053F			
	550	420	23 kg	18 kg	109054F	422.41.X08		
	600	460	23 kg	18 kg	109055F			
TR - 3714 FINN 2 	300	205	78 kg	60 kg	107230F	422.61.307	Cabinet side Metal: M5 / DIN 965 Wood: 5,0 / DIN 7997 Drawer side Metal: M3 DIN 965 Wood: 4,5 DIN 7997	
	350	239	63 kg	49 kg	107231F	422.61.3X1		
	400	289	54 kg	42 kg	107232F	422.61.340		
	450	339	46 kg	36 kg	107233F			
	500	373	54 kg	42 kg	107234F	422.61.350		
	600	457	56 kg	43 kg	107236F	420.XX.600		
	700	541	56 kg	43 kg	107238F			
TR - 3715 FINN 3  Drawer Carrier	300	205	78 kg	60 kg	107239F		Cabinet side Metal: M5 / DIN 965 Wood :5,0 / DIN 7997 Drawer side Metal: M3 DIN 7985 Wood: 3,0 DIN	
	350	239	63 kg	49 kg	107240F			
	400	289	54 kg	42 kg	107241F			
	450	339	46 kg	36 kg	107242F	422.30.9XX		
	500	373	54 kg	42 kg	107243F	422.30.9XX		
	600	457	56 kg	43 kg	107245F	422.30.9		
	700	541	56 kg	43 kg	107247F			
TR - 3727 FINN DOUBLE  full extension slide	315	395	vertical mounted		117270	422.XX	Cabinet side Metal: M4 / DIN 965 Wood: 4,0 / DIN 7997 Drawer side Metal: M4 DIN 965 Wood: 4,0 DIN 7997	
			52 kg	40 kg				
			horizontal mounted					
			32 kg	25 kg				
TR - 4522 ADO 	350	224	vertical mounted		105042		Cabinet side Metal: M6 / DIN 965 Wood: 6,0 / DIN 7997 Drawer side Metal: M4 DIN 965 Wood: 4/4,5 DIN 7997	
			91 kg	70 kg				
			horizontal mounted					
			58 kg	45 kg				





Stock items Häfele telescopic slides



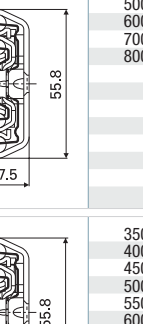
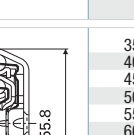
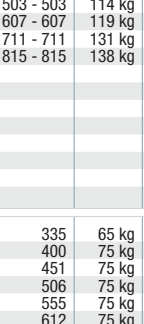
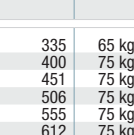
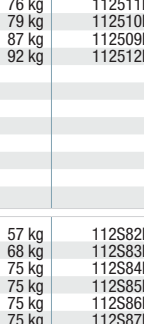
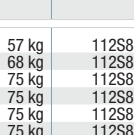

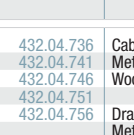

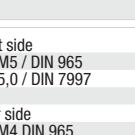
telescopic slide full extension slides	technical drawing	description		load capacity		art. nr.		fixation	
		length mm	travel mm	cycles 10.000	cycles 100.000	TRI	Häfele		
TR - 4608 TR - 4613 TR - 4601 		200	182		22 kg	134D460108			
		250	254		31 kg	134D460110			
		300	305		50 kg	134033			
		350	356		50 kg	134034			
		400	406		50 kg	134035			
		450	457		47 kg	134036			
		500	508		45 kg	134037			
		550	559		42 kg	134038			
		600	610		40 kg	134039			
		700	711		33 kg	134041			
TR - 5513 Solar S  Integrated soft close damper		350*	332	45 kg	38 kg	103R92F		Cabinet side	
		400	400	55 kg	45 kg	103R93F		Metal: M5 / DIN 965	
		450*	450	60 kg	60 kg	103R94F		Wood: 5,0 / DIN 7997	
		500	505	60 kg	60 kg	103R95F		Drawer side	
								Metal: M4 DIN 965	Wood: 4,5 DIN 7997
TR - 5619 ULF HD B  Drawer Carrier		300	320	94 kg	68 kg	112S01F	420.70.931	Cabinet side	
		350	375	96 kg	77 kg	112S02F	420.70.936	Metal: M5 / DIN 965	
		400	440	97 kg	73 kg	112S03F	420.70.941	Wood: 5,0 / DIN 7997	
		450	495	110 kg	83 kg	112S04F	420.70.946		
		500	550	119 kg	90 kg	112S05F	420.70.951	Drawer side	
		550	600	118 kg	91 kg	112S06F	420.70.956	Metal: M3 DIN 985	
		600	650	123 kg	97 kg	112S07F	420.70.961	Wood: 3,0 DIN	
		700	750	129 kg	103 kg	112S08F	420.70.971		
TR - 5617 ULF HD D 		300	320	94 kg	68 kg	112S21F	420.72.831	Cabinet side	
		350	375	96 kg	77 kg	112S22F	420.72.836	Metal: M5 / DIN 965	
		400	440	97 kg	73 kg	112S23F	420.72.841	Wood: 5,0 / DIN 7997	
		450	495	110 kg	83 kg	112S24F	420.72.846		
		500	550	119 kg	90 kg	112S25F	420.72.851	Drawer side	
		550	600	118 kg	91 kg	112S26F	420.72.856	Metal: M4 DIN 965	
		600	650	123 kg	97 kg	112S27F	420.72.861	Wood: 4,5 DIN 7997	
		700	750	129 kg	103 kg	112S28F	420.72.871		
		800	848	121 kg	102 kg	112S29F	420.72.881		
		900	950	105 kg	90 kg	112S30F	420.72.891		
		1000	1050	81 kg	72 kg	112S31F	420.72.894		
		1200	1250	57 kg	64 kg	112S32F	420.72.897		
		TR - 5620 ULF HD E  Drawer Carrier Anti rebound system with fail-safe		300	285	94 kg	64 kg	112S41F	432.05.931
350	350			96 kg	73 kg	112S42F	432.05.936	Metal: M5 / DIN 965	
400	400			97 kg	77 kg	112S43F	432.05.941	Wood: 5,0 / DIN 7997	
450	450			110 kg	88 kg	112S44F	432.05.946		
500	500			119 kg	90 kg	112S45F	432.05.951	Drawer side	
550	550			118 kg	98 kg	112S46F	432.05.956	Metal: M3 DIN 965	
600	600			123 kg	99 kg	112S47F	432.05.961	Wood: 3,5 DIN 7985	
700	700			129 kg	103 kg	112S48F	432.05.971		
800	800			121 kg	106 kg	112S49F	432.05.981		
TR - 5618 ULF HD F  Anti rebound system with fail-safe		300	285	94 kg	64 kg	112S61F	432.04.931	Cabinet side	
		350	350	96 kg	73 kg	112S62F	432.04.936	Metal: M5 / DIN 965	
		400	400	97 kg	77 kg	112S63F	432.04.941	Wood: 5,0 / DIN 7997	
		450	450	110 kg	88 kg	112S64F	432.04.946		
		500	500	119 kg	90 kg	112S65F	432.04.951	Drawer side	
		550	550	118 kg	98 kg	112S66F	432.04.956	Metal: M4 DIN 965	
		600	600	123 kg	99 kg	112S67F	432.04.961	Wood: 4,5 DIN 7997	
		700	700	129 kg	103 kg	112S68F	432.04.971		
		800	800	121 kg	106 kg	112S69F	432.04.981		

* min. of 250 pair, lead time on request




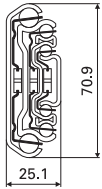

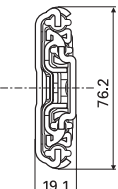



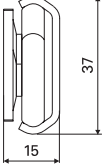

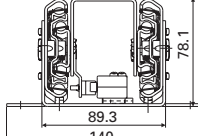

Stock items Häfele telescopic slides

telescopic slide full extension slides	technical drawing	description		load capacity		art. nr.		fixation
		length mm	travel mm	cycles 10.000	cycles 100.000	TRI	Häfele	
TR - 5618 ULF HD BILEX  100% extension on two sides		500	503 - 503	114 kg	76 kg	112511F	420.83.950	Cabinet side Metal: M5 / DIN 965 Wood: 5,0 / DIN 7997 Drawer side Metal: M4 DIN 965 Wood: 4,5 DIN 7997
		600	607 - 607	119 kg	79 kg	112510F	420.83.960	
		700	711 - 711	131 kg	87 kg	112509F	420.83.970	
		800	815 - 815	138 kg	92 kg	112512F	420.83.980	
TR - 5619 ULF HD S  Integrated soft close damper		350	335	65 kg	57 kg	112S82F	432.04.736	Cabinet side Metal: M5 / DIN 965 Wood: 5,0 / DIN 7997 Drawer side Metal: M4 DIN 965 Wood: 4,5 DIN 7997
		400	400	75 kg	68 kg	112S83F	432.04.741	
		450	451	75 kg	75 kg	112S84F	432.04.746	
		500	506	75 kg	75 kg	112S85F	432.04.751	
		550	555	75 kg	75 kg	112S86F	432.04.756	
		600	612	75 kg	75 kg	112S87F		
		700	700	75 kg	75 kg	112S88F		
TR - 7120 TITAN B  Drawer Carrier		400	435	157 kg	97 kg	101S03F	420.77.413	Cabinet side Metal: M5 / DIN 965 Wood: 5,0 / DIN 7997 Drawer side Metal: M4 DIN 965 Wood: 3,0 DIN
		450	485	160 kg	103 kg	101S04F	420.77.468	
		500	545	169 kg	115 kg	101S05F	420.77.511	
		550	595	187 kg	118 kg	101S06F	420.77.566	
		600	650	189 kg	118 kg	101S07F	420.77.619	
		700	750	187 kg	137 kg	101S08F	420.77.717	
		TR - 7118 TITAN D 		400	435	157 kg	97 kg	
450	485			160 kg	103 kg	101S24F	420.76.461	
500	545			169 kg	115 kg	101S25F	420.76.514	
550	595			187 kg	118 kg	101S26F	420.76.569	
600	650			189 kg	118 kg	101S27F	420.76.612	
700	750			187 kg	137 kg	101S28F	420.76.720	
800	850			212 kg	147 kg	101S29F	420.76.721	
900	950			192 kg	125 kg	101S30F	420.76.722	
1000	1050			179 kg	108 kg	101S31F	420.76.723	
1200	1250			163 kg	95 kg	101S32F	420.76.724	
TR - 7120 TITAN E  Drawer Carrier Anti rebound system with fail-safe				400	400	170 kg	103 kg	101S43F
		450	450	190 kg	116 kg	101S44F	420.77.946	
		500	500	212 kg	125 kg	101S45F	420.77.951	
		550	550	230 kg	140 kg	101S46F	420.77.956	
		600	600	230 kg	145 kg	101S47F	420.77.961	
		700	700	228 kg	145 kg	101S48F	420.77.971	
		800	800	219 kg	155 kg	101S49F	420.77.981	
		TR - 7118 TITAN F  Anti rebound system with fail-safe		400	400	170 kg	103 kg	101S63F
450	450			190 kg	116 kg	101S64F	420.76.946	
500	500			212 kg	125 kg	101S65F	420.76.951	
550	550			230 kg	140 kg	101S66F	420.76.956	
600	600			230 kg	145 kg	101S67F	420.76.961	
700	700			228 kg	145 kg	101S68F	420.76.971	
800	800			219 kg	155 kg	101S69F	420.76.981	





telescopic slide full extension slides	technical drawing	description			load cap.		art. nr.		fixation			
		length mm	travel mm	cycles 10.000	TRI	Häfele	Cabinet side	Drawer side				
TR - 7125 CONDOR  150 - 180% Extension		300	395	80 kg	111M32F	432.15.930	Cabinet side					
		400	595	90 kg	111M33F	432.15.940	Metal: M5 / DIN 965					
		500	750	90 kg	111M34F	432.15.950	Wood: 5,0 / DIN 7997					
		600	900	100 kg	111M35F	432.15.960						
		700	1050	100 kg	111M36F	432.15.970	Drawer side					
		800	1200	100 kg	111M37F	Z29-0025	Metal: M4 DIN 965					
		900	1350	100 kg	111M38F		Wood: 4,5 DIN 7997					
TR - 7619  lock in / lock out		300	298	125 kg	114S01	420.78.000	114S01A	420.78.020	114S01B	420.78.020	114S01D	
		400	398	220 kg	114S03	420.78.001	114S03A	420.78.021	114S03B	420.78.021	114S03D	
		500	512	260 kg	114S05	420.78.002	114S05A	420.78.022	114S05B	420.78.022	114S05D	
		600	610	280 kg	114S07	420.78.003	114S07A	420.78.023	114S07B	420.78.023	114S07D	
		700	708	300 kg	114S08	420.78.004	114S08A	420.78.024	114S08B	420.78.024	114S08D	
		800	806	310 kg	114S09	420.78.005	114S09A	420.78.025	114S09B	420.78.025	114S09D	
		900	904	310 kg	114S10	420.78.006	114S10A	420.78.026	114S10B	420.78.026	114S10D	
		1000	1000	300 kg	114S11	420.78.007	114S11A	420.78.027	114S11B	420.78.027	114S11D	
		1200	1212	290 kg	114S12	420.78.008	114S12A	420.78.028	114S12B	420.78.028	114S12D	
		1500	1504	220 kg	114S15	420.78.009	114S15A	420.78.029	114S15B	420.78.029	114S15D	
								lock in	Häfele	lock out	Häfele	in + out

systems	technical drawing	description			load cap.		art. nr.		fixation			
		length mm	travel mm	cycles 10.000	TRI	Häfele						
FlexFit - 1537  	2394*	min. 80 max. 2395	on request	205S01		3 wheel carrier						
	2394*	(depending on length)		205S02		5 wheel carrier,						
	2394*			205S03		Profile Steel max 2394 mm						
Soft Close Column  			80 - 120 kg	150A24		Titan 485 mm						
			80 - 120 kg	150A25		Titan 585 mm						
Kubitheek (1 x A4) 		dimensions										
		345 x 320 x 273		40 kg	49106513		1*A4 suspension files Color Ral 9017 Pre galvanized metal					

* customer specific available in all lengths





Thomas Regout International B.V.

Industrieweg 40
6219 NR Maastricht
The Netherlands

T. +31 (0)43 351 66 66

F. +31 (0)43 351 66 99

E. sales@tregout.nl

www.thomasregout.com

